



Office of the West Bengal Nursing Council
"Purta Bhawan", Room No. 302, 3rd floor,
D.F. Block, Sector – I, Salt Lake City,
Kolkata – 700 091. ☎ (033) 2321 2059.
Email: wbnc_22302059@ymail.com
Website: wbnursingcouncil.org



No. ~~3839~~ 499 / NC

Date: 21/08/2024

From: Registrar, West Bengal Nursing Council.

NOTICE REGARDING PRIMARY REGISTRATION

All the **Govt./Private** nursing training institutions conducting **ANM(R)/GNM/B.SC** course under **West Bengal Nursing Council** are hereby being informed that they have to **forward the Final Year Successful candidates data** through **Primary Registration Process** to get register in **NRTS portal**. **The entire process for PRIMARY REGISTRATION** are mentioned below –

Step 1: Login to NRTS Website (<https://nrts.indiannursingcouncil.gov.in/login.nic>) using Institution **Login ID** (which was already provided from WBNC) & **Password** (Created by Respective Institutions).

For New Institutions, who did not get NRTS Login ID & Password till today, they have to visit/ e mail to WBNC to collect it.

Step 2: After **Successful Final Year candidate details entry** in the **NRTS portal**

Step 3: Click on the **Admission tab** & then Click on **Admission to Registration tab**

Step 4: Select **Admission Year & Course**, then Click on **SEARCH** button

Step 5: Select the **candidates** who are **passed Final Year Examination** & Got **Final Year Registration Certificate** from WBNC.

Step 6: Fill up the **Date of Examination & Course Duration** & Click on the **checkbox** and **Submit** the data.

Step 7: Click on the **Registration** tab and Select **Admission Year & Course**, then Click on **SEARCH** button

Step 8: Click on **Count** to get the **list of applicants** and then a page is shown with the **candidate names**

Step 9: Click on the **Photo status** to **upload photo**, then click on **certificate to be uploaded** to upload all **the certificates** those required on that page.

Step 10: After uploading the documents, click on **Update to upload documents**, then click on the **Aadhaar Authentication** to **authenticate Aadhaar** through **OTP**

Step 11: After uploading all the documents **select the applications** and click on **Proceed for Payment**.

Step 12: Then click on the **Payments & Forwarding** tab, and then click on the **Pending Payment application for Payment**.



Office of the West Bengal Nursing Council

"Purta Bhawan", Room No. 302, 3rd floor,
D.F. Block, Sector – I, Salt Lake City,
Kolkata – 700 091. ☎ (033) 2321 2059.
Email: wbnc_22302059@ymail.com
Website: wbnursingcouncil.org



No / 499 / NC

Date: 21/08/2024

From: Registrar, West Bengal Nursing Council.

Step 13: Then select **Admission Year & Course** to view total number of applications pending for payments.

Step 14: Then Click on **Count** and view **total number of applications pending for payments**

Step 15: Then Select the **applications** & click on **Proceed to Payment button**.

Step 16: Click on the **Go to PAYMENT** button, chose **ONLINE Payment Gateway (PAY.GOV Payment Method)** for pay the **Primary Registration fees**.

GNM/B.SC REGISTRATION FEES – 2000/- [AS PER INC GAZETTE NOTIFICATION, 2019]

ANM REGISTRATION FEES – 1000/- [AS PER INC GAZETTE NOTIFICATION, 2019]

Please use MOZILA FIREFOX browser for do this payment.

Step 17: After successful payment, applications are forwarded to other tab (**Pending applications after payments**) in Payments & Forwarding

Step 18: Click on the another (Pending applications after payments) tab,

Step 19: Click on the **count** to get the list of pending applications after payments

Step 20: Click on the **checkbox** to **Acknowledge** that all the information provided is true.

Step 21: Click **Forward to Superintendent**, to forward the applications to superintendent of respective SNRC

You have to wait for **60days** after **successful data submission** to **SNRC**. Then you will able to download your **NUID CARD & NUID PASSBOOK**, from NRTS portal by checking Application status

The details of this **process** is also given below as a demo format, please check it before start the **Primary Registration Procedure**.

Srabani Mandal
21/08/2024
Registrar

West Bengal Nursing Council

7	537	RIYA NANDI	2001-07-11	Female	GNM	2022	0	<input type="checkbox"/>
8	539	BAISHAKHI DAS	2004-04-14	Female	GNM	2022	0	<input type="checkbox"/>
9	542	BRISTI SAHA	2004-04-19	Female	GNM	2022	0	<input type="checkbox"/>
10	6802	DEBLINA MONDAL	2004-04-21	Female	GNM	2022	0	<input type="checkbox"/>

Showing 1 to 10 of 90 entries

Previous **1** 2 3 4 5 ... 9 Next

Examination Conducted By WEST BENGAL NURSING COUNCIL

Date of Examination

From Date

To Date

Course Duration

From Date

To Date

Date of pass

Mark the selected candidates as passed and forward to Primary Registrations.

Submit



Primary Registrations

Check list

- Click on Applicants from the left menu to upload the documents needed and also update any field.
- Select Academic year and course to check the candidates who already registered for that particular year and course.

- Click on Search, can view number of applicants registered for respective year and course.

S.NO	Course	Count	Admission Year
1	BSC.N	2	2010

- Click on **Count** to get the list of applicants.
- A page is visible as shown.

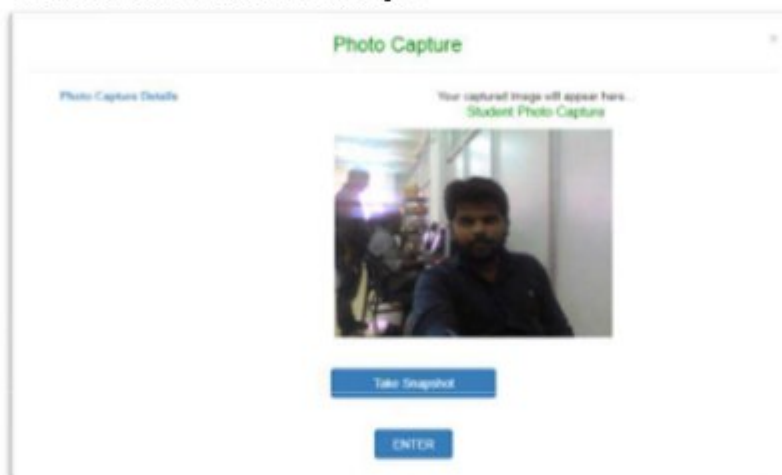
SNO	Application Number	Applicant Name	Course	Date of Birth	Aadhaar Status	Photo Status	Certificates Status
1	1212320	Test Primary	B.Sc. N	01-01-1999	Click here to Authenticate	Click here to Capture	Certificates to be Uploaded



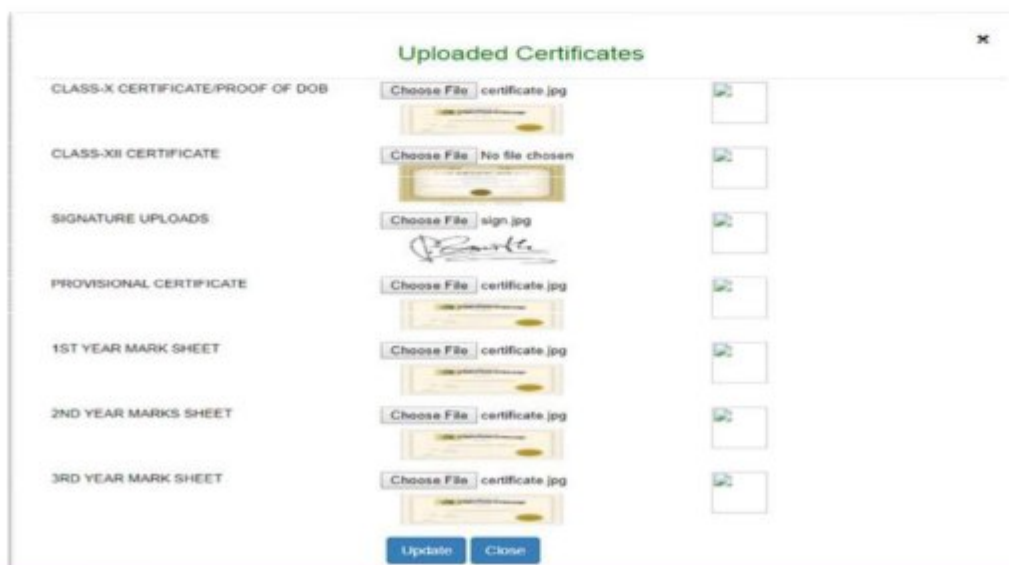
- The status of Aadhaar authentication, photo and Certificates is displayed on this page.
- Either by clicking on the **status** or by clicking on the **name** of the applicant, the institute can upload the required certificates and complete the Aadhaar biometric authentication of the candidate.

Photo Capture

- Open the application either by clicking on **Click here to capture** under photo status or by clicking on the **name of applicant**.
- It is mandatory to capture the candidate's photograph in person; by clicking on Edit icon candidate can view a pop up asking to capture.
- Click on **Take snapshot** to get captured.
- Click **Submit** to submit the image.



- Open the application either by clicking on **Click here to capture** under photo status or by clicking on the **name of applicant**.
- It is mandatory to provide all the required certificates.
- Click on **Edit** icon under photo capture and certificate upload details.
- Upload the certificates by clicking on **Choose file**.





- After uploading the documents, click on **Update** to upload documents.

Aadhaar Authentication

- Open the application either by Clicking on **Click here to Capture** under photo status or by clicking on the **name of applicant**.
- It is mandatory to complete Aadhaar biometric authentication.

↓Aadhaar Authentication

Aadhaar authentication by Self (Through OTP)
 Aadhaar authentication (Biometric)

- Select any option to proceed with Aadhaar authentication.
- To proceed with Self authentication click on “Aadhaar Authentication by Self (Through OTP)” else click on “Aadhaar authentication at SNRC(Biometric)”.

Aadhaar Authentication by Self(Through OTP)

- In this process, nurse can authenticate self by providing the OTP received to the registered mobile number.
- Select Aadhaar authentication by self, nurse can view:
- Provide the acceptance.
- Click on Get OTP button.
- An OTP is sent to registered mobile number.
- Enter the OTP in provided box.
- Click on Verify OTP to verify the OTP.

Aadhaar Authentication Details

Aadhaar Authentication Status:Not Authenticated::n

Aadhaar authentication by Self (Through OTP)
 Aadhaar authentication at SNRC (Biometric)

Consent for Authentication

#NOTE: OTP will be sent to the mobile number registered with UIDAI and linked with Aadhaar.

I, the holder of Aadhaar number (xxxx-xxxx-xxxx), hereby give consent to Indian Nursing Council to obtain my Aadhaar Number, Name, Fingerprint/OTP for authentication with UIDAI. Indian Nursing Council has informed me that my identity information would only be used for generation of Nurse Unique Id and also informed me that my biometrics will not be stored/shared and will be submitted to CIDR of UIDAI only for the purpose of authentication.

I Accept the terms

Note: As per the latest guidelines by UIDAI, authentication is also possible by using the 16 digit Virtual Aadhaar ID (VID) along with the existing 12 digit Aadhaar Number.

Aadhaar Status ::Not Authenticated

Aadhaar Number*	<input type="text" value="....."/>	<input type="button" value="Get OTP"/>
Enter OTP*	<input type="text" value="827256"/>	<input type="button" value="Verify OTP"/>



Aadhaar authentication at SNRC (Biometric)

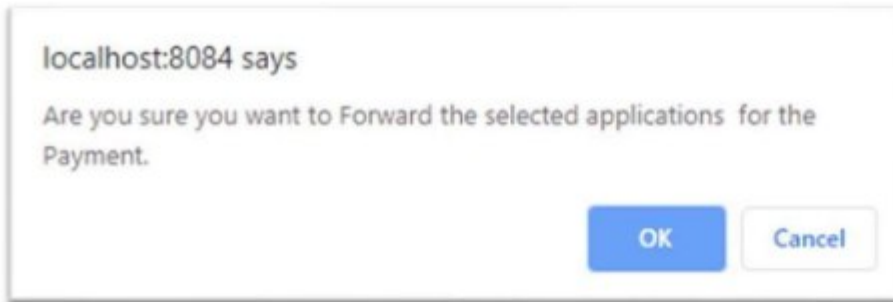
- Nurse can also provide Aadhaar authentication at SNRC by providing the biometric impressions to SNRC at SNRC using biometric devices.
- To proceed with such type of authentication, click on Aadhaar authentication at SNRC (Biometric).
- By checking the availability of the device, select the device (either Morpho or Secuzen).
- Connect the device to system, and make sure that Rd services are running.
- Click on **Capture Finger** by placing finger on the device.
- After successful authentication, click on **submit** to submit the form.

- Home
- Admission Entry
- Registration
- Applicants
- Payments & Forwarding**
- Payment Receipts
- Rejected

- After submitting the Aadhaar biometric authentication, click on **Close** to submit the details of photo capture, certificates upload and Aadhaar biometric authentication.
- To forward applications in bulk, select multiple applications and click on **Proceed for Payment**.

SNO	RegId	Applicant Name	Course	Date of Birth	Aadhaar Status	Photo Status	Certificates Status
1	1997	Ram	GNM	09-12-1999	Click here to Authenticate	Click here to Capture	Certificates to be Uploaded
2	1998	Rajesh	GNM	09-12-2001	Click here to Authenticate	Click here to Capture	Certificates to be Uploaded

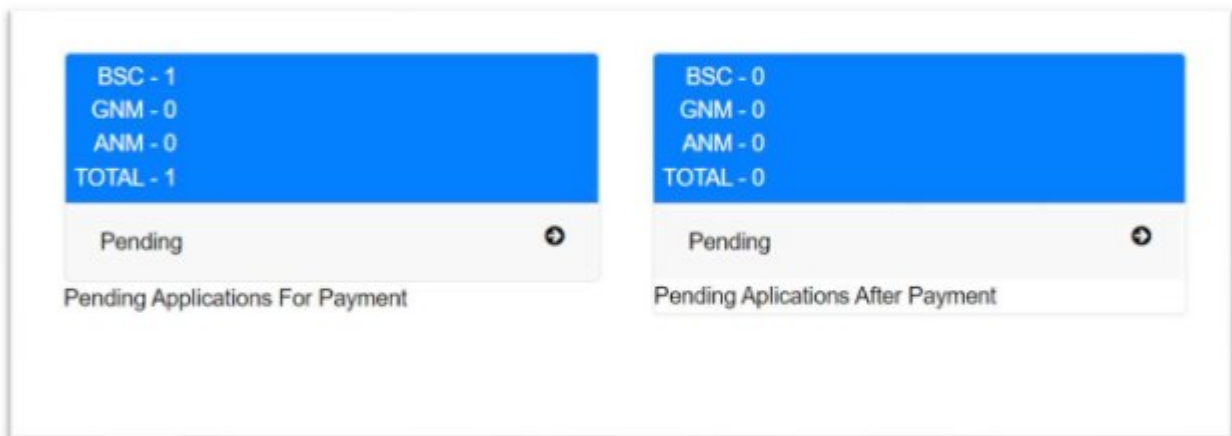
- Then institute can see a message asking for confirmation as shown.



- Click on **Ok** to forward the applications.

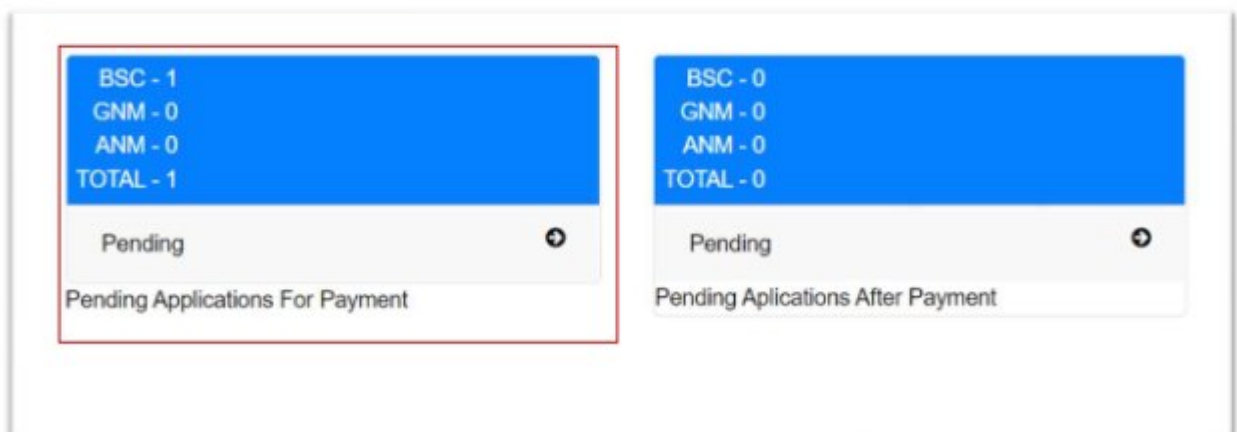
Payments & Forwarding

- For payments, select **Payments& Forwarding**.
- Click on payments& forwarding, Institute can view a page with two tabs: *Pending applications for payments* and *Pending applications after payment*.



Pending applications for Payment

- Click on first tab, ie pending applications for payment.



- Institute can view a page as shown.
- Select the Admission year and course to view total number of applications pending for payments.



Indian Nursing Council
Nurses Registration & Tracking System

Date: Mon 2022 01 10 - 11:31:28 AM USER NAME:ASD

Home
Primary Registration
Primary Admission
Entry
Primary Registration
Entry
Applicants
Payments &
Forwarding
Payment Receipts
Rejected Applications
Primary Registrations
Report

Registration of Nurse

Admission Year: 2010 Course: SELECT

SEARCH

Remarks

Show 10 entries

S.NO	Course	Count	Admission Year
1	BSC.N	1	2010

Showing 1 to 1 of 1 entries

Previous 1 Next

This site is designed, developed, hosted and maintained by National Information Centre (NIC), Ministry of Electronics & Information Technology, Government of India for Indian Nursing Council, New Delhi.

Disclaimer || Terms & Conditions || Privacy Policy || Cancellation & Refund Policy || Contact Us

- Click on Count and view total number of applications pending for payments as shown.

Indian Nursing Council
Nurses Registration & Tracking System

Date: Mon 2022 01 10 - 11:33:45 AM USER NAME:ASD

Home
Primary Registration

Go Back

Details...

INSTITUTE NAME: ASD ADMISSION YEAR: 2010

Applicant Details

Show 10 entries

SNO	RegId	Applicant Name	Course	Date of Birth	Amount in Rai-
1	1626	Test	BSC.N	10-01-2000	2000

Showing 1 to 1 of 1 entries

Proceed To Payment

Note* : Please do all the Payment's in Mozilla Firefox Browser.

This site is designed, developed, hosted and maintained by National Information Centre (NIC), Ministry of Electronics & Information Technology, Government of India for Indian Nursing Council, New Delhi.

Disclaimer || Terms & Conditions || Privacy Policy || Cancellation & Refund Policy || Contact Us

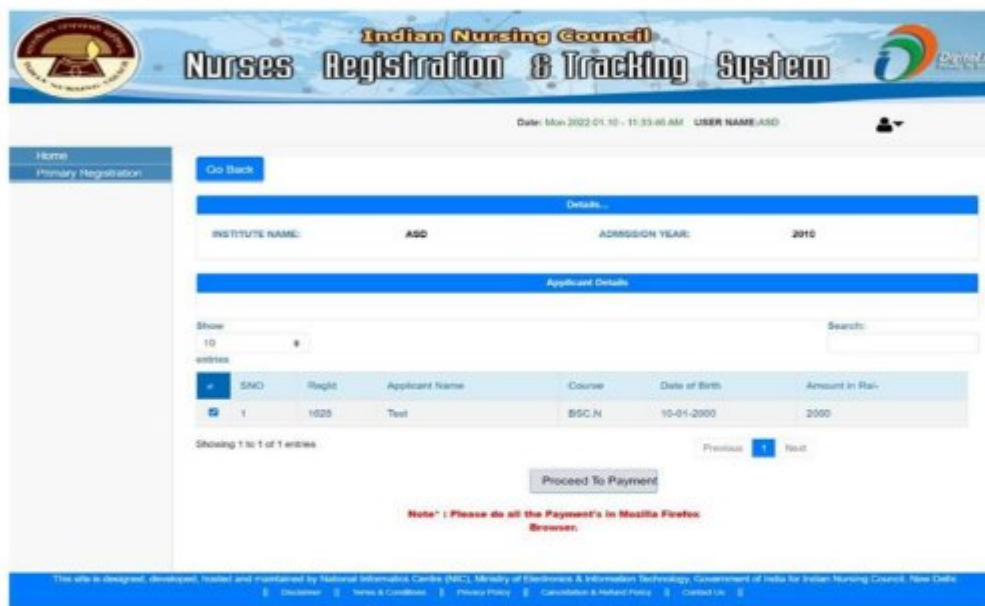


There are different payment modes, such as:

- a. DD or Cheque
- b. Payment Gateway

Cash

- In this payment mode, Candidates can hand over the liquid cash to Institute and make their payment.
- For this process, the Institute should select:
 - Number of candidates willing to pay by cash
 - **Cash** in payment mode.
- After selecting candidates and payment mode, Institute can view total amount to be paid as shown



- Click on **Proceed to Payment** to complete the payment successfully.
- Make sure the browser is “Mozilla Firefox” for payments.



- Click on Proceed to Payment to processes the payment successfully.

DD/ Cheque

- In this payment mode, candidates can pay their amount through DD or Cheque by providing the document to Institute and make their payment.
- For this process, the Institute should select:
 - Number of candidates willing to pay with either DD or Cheque.
 - **DD/ Cheque** in payment mode.
- After selecting candidates and payment mode, Institute can view total amount to be paid as shown.



- By clicking on **Proceed to Payment** Institute successfully completes the payment.

PAYMENT DETAILS

Name of the Candidate / Institute	testinstitute
Email	testinstitute@gmail.com
Mobile	8143481999
Amount in INR	Rs 2000 INR
Service	Primary
Payment Mode*	DEMAND DRAFT
DD/CHEQUE Number*	12345
DD/CHEQUE Date*	10-01-2020
Upload Scanned Copy of DD/Cheque*	<input type="checkbox"/>

* Amount is calculated as per the Gazette & Notification issued by INC.

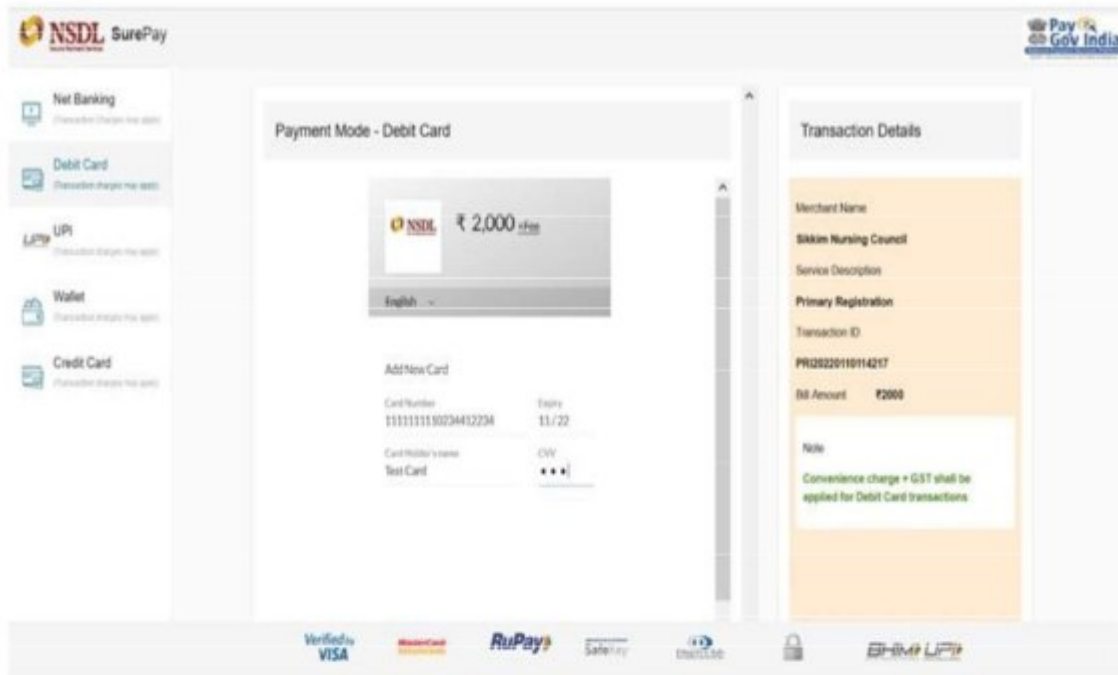
By proceeding I/We agree to the [Terms & Conditions](#) and have read and understood the [Cancellation & Refund Policy](#) and [Privacy Policy](#).

Submit

Payment Gateway

- INC has integrated Payment Gateway to make secure payment.
- Select Payment Gateway.
- Provide proper card details or net banking details to complete the payment process.

- Select type of payment and proceed with the instructions




- Below is the receipt of the Payment


PAYMENT RECEIPT DETAILS	
Payment Transaction Status	Success
Order Id	PRI20220110115627
Customer ID	BULB4Y977
Amount in Rs	Rs 2000 INR.
Bank Transaction No	N/A
Transaction Mode	dd
Date & Time of the Transaction	10-01-2022 11:56:27
Remarks	

- The Institute can also print the receipt by clicking on “Click here to print this for further references”.






Indian Nursing Council Nurses Registration & Tracking System



Date: Mon 2022.01.10 - 12:07:55 PM USER NAME:ASD



[Go Back](#)

Payment Receipts

Show entries


Search:

S.NO	Bulk Reference ID	Net Amount Paid in (Rs)	Admission Year	Created Date
1	BULB4Y976	2000	2010	10-01-2022
2	BULB4Y977	2000	2010	10-01-2022


Showing 1 to 2 of 2 entries

Previous [1](#) Next

eed, hosted and maintained by National Informatics Centre (NIC), Ministry of Electronics & Information Technology, Government of India for Indian Nursing Council, New Delhi.
 [||](#)
[Disclosures](#)
[||](#)
[Terms & Conditions](#)
[||](#)
[Privacy Policy](#)
[||](#)
[Cancellation & Refund Policy](#)
[||](#)
[Contact Us](#)



Andhra Pradesh Nursing Council Nurses Registration & Tracking System



USER NAME:Academy of Life Sciences Nursing, Visakhapatnam

Home

Admission Entry

Registration

Applicants

Payments & Forwarding

Payment Receipts

Rejected

PAYMENT SLIP

Receipt Number: 111

Mode of Transaction: cash

Date of Transaction: Mon Dec 05 10:25:12 IST 2019

TRANSACTION AMOUNT: in Rs/- 500

[Click Here to Print this for Further Reference](#)

This site is designed, developed, hosted and maintained by National Informatics Centre (NIC), Ministry of Electronics & Information Technology, Government of India for Indian Nursing Council, New Delhi.
 Disclosures

- After successful payment, applications are forwarded to other tab (Pending applications after payments) in Payments & Forwarding.



Pending applications after payments

- Click on the second tab, Pending applications after payments

BSC - 0
 GNM - 0
 ANM - 0
 TOTAL - 0

Pending ➔

Pending Applications For Payment

BSC - 1
 GNM - 0
 ANM - 0
 TOTAL - 1

Pending ➔

Pending Applications After Payment

- Click on the **count** to get the list of pending applications after payments.

Indian Nursing Council
Nurses Registration & Tracking System

Date: Mon 2022.01.10 - 12:11:27 PM USER NAME:ASD

Home
 Primary Registration
 Primary Admission
 Entry
 Primary Registration
 Applicants
 Payments & Forwarding
 Payment Receipts
 Rejected Applications
 Primary Registrations Report

Go Back

Course Wise Pending Applications

Show entries Search:

Sno	Course	Count
1	ANM	0
2	GNM	0
3	BSC.N	1

Showing 1 to 3 of 3 entries Previous **1** Next

Show entries Search:

Course	Count	Created Date
BSC.N	1	10-01-2022

Showing 1 to 1 of 1 entries Previous **1** Next

This site is designed, developed, hosted and maintained by National Informatics Centre (NIC), Ministry of Electronics & Information Technology, Government of India for Indian Nursing Council, New Delhi.

[Disclaimer](#) | [Terms & Conditions](#) | [Privacy Policy](#) | [Cancellation & Refund Policy](#) | [Contact Us](#)

- Acknowledge that all the information provided is true.



Go Back

SNO	RegId	Applicant Name	Course	Date of Birth	Created Date	
<input checked="" type="checkbox"/>	1	1628	Test	BSC.N	10-01-2000	10-01-2022

I do hereby declare that all the information given above is true

Forward To SNRC

- Click **Forward to Superintendent**, to forward the applications to superintendent of respective SNRC.

Payment Receipts

- Select Payment receipts from the left menu to view the receipts of the payments processed
- After successful payment, the Institute can view the receipt for the payment.

Home
Admission Entry
Registration
Applicants
Payments & Forwarding
Payment Receipts
Rejected

Andhra Pradesh Nursing Council
Nurses Registration & Tracking System

USER NAME: Academy of Life Sciences Nursing, Visakhapatnam

Home
Admission Entry
Registration
Applicants
Payments & Forwarding
Payment Receipts
Rejected

Go Back

Payment Receipts

Show 10 entries

S.NO	Bulk Reference ID	Net Amount Paid in (Rs)	Admission Year	Created Date
1	BULGNM111	300	2011	09-12-2019

This site is designed, developed, hosted and maintained by National Informatics Centre (NIC), Ministry of Electronics & Information Technology, Government of India for Indian Nursing Council, New Delhi.

- Click on Bulk Reference ID to view the receipt.
- The receipt of the payment is as shown.



 **Andhra Pradesh Nursing Council**
Nurses Registration & Tracking System 

USER NAME: Academy of Life Sciences Nursing, Visakhapatnam

- Home
- Admission Entry
- Registration
- Applicants
- Payments & Forwarding
- Payment Receipts
- Rejected

[Go Back](#)

Payment Receipts

Show 10 entries

S.NO	Candidate Name	Candidate ID	Bank Reference ID
1	Kumar	REGGNV1099	BULGNM111

This site is designed, developed, hosted and maintained by National Informatics Centre (NIC), Ministry of Electronics & Information Technology, Government of India for Indian Nursing Council, New Delhi.



Sikkim Nursing Council
Nurses Registration & Tracking System

Date: Thu 2023 08 03 - 03:13:47 PM USER NAME:New Testing Institute Data



- Home
- Admission Entry
- Admissions
- Candidate Details Entry
- Admissions to Registrations
- Registrations
- Check List
- Payments & Forwarding
- Rejected Applications
- Reports
- Admissions Report
- Payment Receipts
- Registrations Report

[Go Back](#)

Admission Details

↕Registration Details

Application No	ADMN202071060
Name (As Per Class 10th Marks)	Test Foreign
Date of Birth	01-01-2000
Gender	Male
Marital Status	Married
Father/Mother (Spouse Name)	Deva
Social Status(as declared by candidate)	GENERAL
Religion	HINDU
Nationality	GREENLAND
Reservation Quota	General
Passport No	ASADA5876
OCI or PIO	SAS76567567
Aadhaar No	

↕Contact Details

Address Line-1	aa
Address Line-2	bb
Address Line-3	cc
Locality	dd
State	SIKKIM
District	TEST DISTRICT
Block/Mandal/Taluka	TEST MANDAL
Village	TEST VILLAGE DEMO
Zip/Pin code	878778
Is The Present Address Same as Permanent Address	no
Landline Number	090-09388099
Mobile Number	9893388000
Alternate Mobile Number	9999998800
Email Address	testant@gmail.com
Alternate Email Address	testtest@gmail.com

↕ Certificate Upload Details

Certificates Uploads

PASSPORT



AJU CERTIFICATE

